



Malö Yachts
Malö 116/40



Classic boat building and the traditions of Swedish handicraft

Malö Yachts is situated on the picturesque west coast of Sweden in Kungsviken on Orust, one of the myriad islands that stretch the length of this beautiful shoreline.

Boat building in this region goes back to Viking days when there was an abundance of local oak and pine. The traditions of excellence have been passed down through generations of craftsmen, and today Malö Yachts uses a fine

blend of the best of modern design and the latest building techniques. A large proportion of our production is exported, which is why our yachts are to be found worldwide.


Superb sailing qualities

The favourable sail area/displacement ratio of the Malö 116, along with her long waterline ensures impeccable sailing and handling even in high winds and seas.

The long fin-keel provides good directional stability in all weathers.

The high profile of the fore means that the Malö 116 has close reach when cruising, and her excellent balance and broad stern make her a joy to sail.

The self-stowing anchor has a through hull navel to leave the deck clear of obstruction. An electric or manual windlass can be mounted in the anchor well.





Malö Yachts



HARDEKIN
GÖTEBORG

S-9

Malö 116 — with the safety and comfort of your family in mind

The Malö 116 is built for long voyages in all kinds of weather. Her high level of fittings and spacious accommodation make her ideal for the whole family. The generous stowage space contributes to ease of life on board.

Quality from fore to aft

Immediately on stepping onto the Malö 116 you are aware of the attention that has gone into designing this yacht. This is evident not only from her sheer practicality, but also from the high quality of her hull, deck and superstructure which are constructed from Kevlar-reinforced, balsa-cored fibreglass.

All bearing bulkheads are laminated on both sides. The keel has been cast in iron and lead, and is fully laminated. The rudder, which also features a crumple-zone, has heavy-duty bronze fittings with Teflon bearings. The rudder stock is made of 35 mm diameter stainless steel.

All deck areas, including the coach-roof are skinned with teak for a safe surface and provide further proof of our craftsmanship.


Spacious cockpit

There's ample space in the cockpit for crew and guests. The seats are made of solid teak. A fold-away table and chart table are optional. The panel

has been prepared for instruments. The canopy and sprayhood give full protection in foul weather, and add a useful cosy living space in harbour. The sprayhood folds way on top of the windscreen, and the canopy on top of the Targa roll-bar mainsheet system. There is a large easy-to-handle wheel.

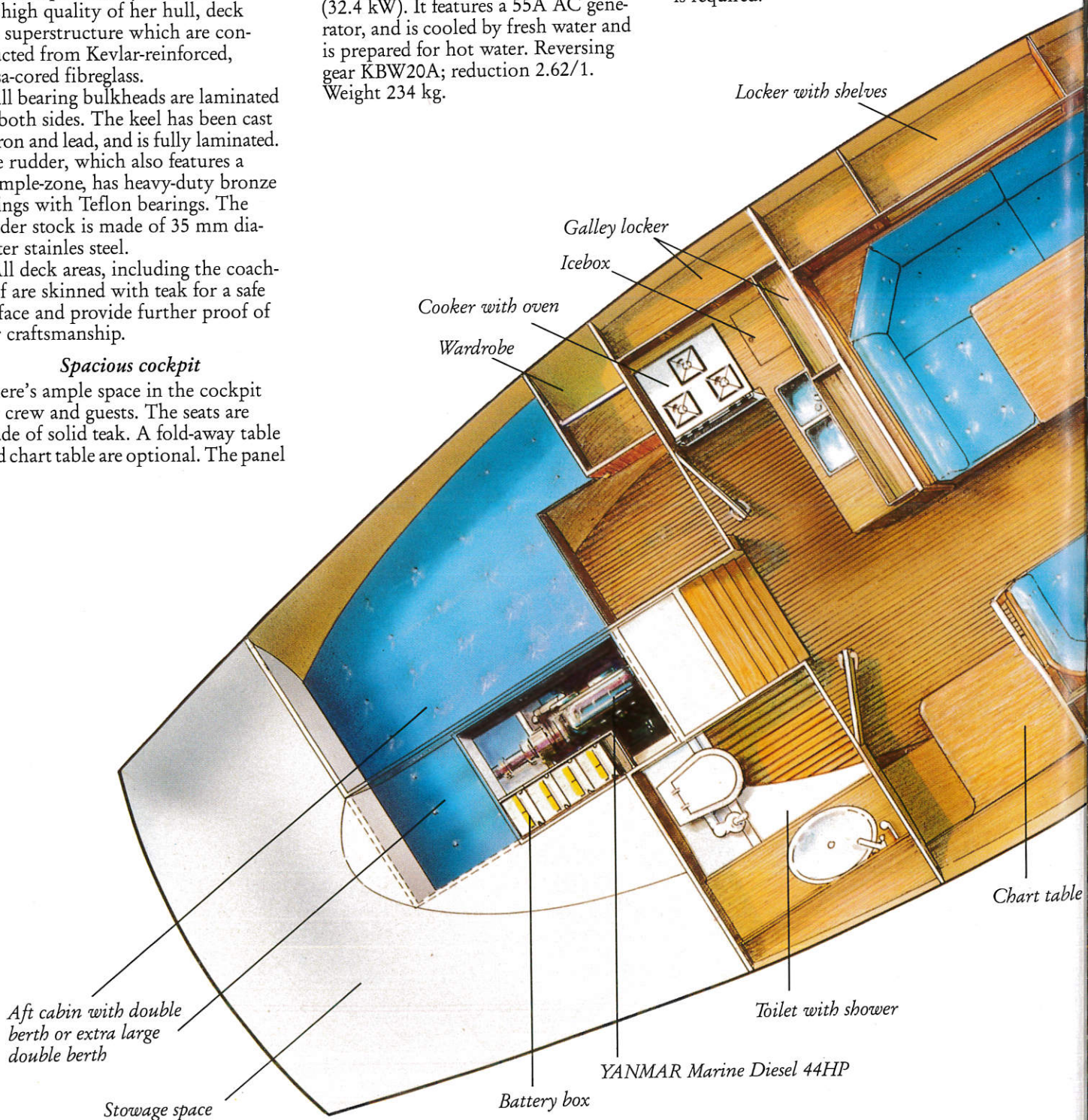
Powerful, reliable engine

The YANMAR 4JHE Marine diesel is a 1.6 litre, four-stroke, four-cylinder engine that develops 44 HP (32.4 kW). It features a 55A AC generator, and is cooled by fresh water and is prepared for hot water. Reversing gear KBW20A; reduction 2.62/1. Weight 234 kg.



YANMAR

Options: TURBO for 55 HP or INTERCOOLER for 75 HP. Hydraulically driven engine can be located in fore if larger aft cabin is required.



Aft cabin with double berth or extra large double berth

Stowage space

Battery box

YANMAR Marine Diesel 44HP

Toilet with shower

Chart table

Cooker with oven

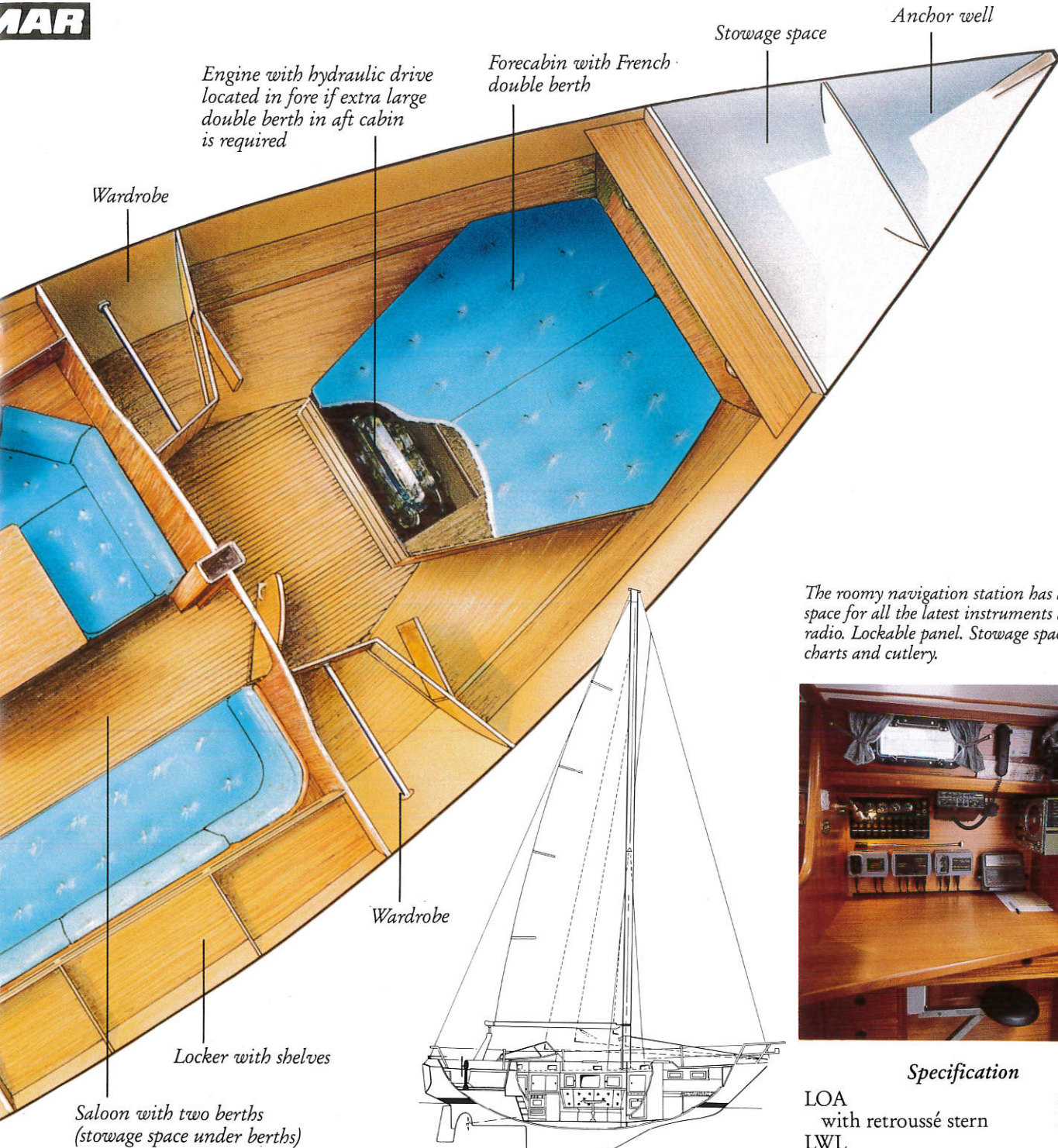
Wardrobe

Icebox

Galley locker

Locker with shelves

MAR



The roomy navigation station has ample space for all the latest instruments and radio. Lockable panel. Stowage space for charts and cutlery.



Specification

LOA	11.6 m
with retroussé stern	12.1 m
LWL	9.6 m
Beam	3.65 m
Displacement	8.0 t
Draught	1.7 m
Fuel	220 l
Water	450 l
Holding tank	Approx. 50 l
Sail area	68 m ²
Genoa I	53 m ²
Genoa II	45 m ²
Storm sail	17 m ²
Spinnaker	113 m ²
Spunker	67 m ²

Spars and rigging

The 15.5 m mast and spreader are made of anodized light metal. Two halyard winches plus reefing winch. Spinnaker track with adjustable traveller. Decklighting. In-mast furling gear for mainsail and foresail. Main-sheet track with journaled traveller and adjustable stopper. Boom with in-mast outhaul and two reef lines. 19-thread wire.

An exclusive, semi-custom built family yacht



The elegant saloon

You will be immediately aware of the skill and craftsmanship of Malö boat builders as soon as you go below. The exclusive interior makes for easy, cosy living on board for the whole family. The silky smooth rounded mahogany blends perfectly with the upholstery.

There is acres of stowage space under the settees which easily convert to a double berth.

The generous galley

The practical galley, abaft the saloon, puts the stainless steel sinks, the cooker with oven and icebox all within easy reach of the cook. There are ample drawers and lockers as well as pressure water, strip lighting and effective ventilation.






Malö Yachts


The spacious forecabin has a French double berth, wardrobe with door, drawers and shelf with sliding doors, en suite washing facilities and large mirror. The aft cabin has a double berth, wardrobe and voluminous stowage space.

The after head incorporates a specially designed washbasin, BLAKE toilet and shower. Pressure cold water, with hot water as an optional extra. Good locker and shelf space.





Malö yachts are designed and built to Lloyds specifications, each yacht coming with a Certificate of Hull Construction, and a Hull Moulding Release note.



The photos and illustrations in this brochure depict fully specified boats. We reserve the right to make slight changes to the design, levels of equipment, etc. applying at the time of order. This shall not imply any responsibility on behalf of Malö Yachts with regard to boats delivered prior to the changes neither with regard to boats already on order.



Malö 96/34



Malö 106/37



Malö 116/40



*Malö 116/41
Made to order
with retroussé
stern.*